

FACT

Australasian fire services respond to over 120,000 unwanted alarms annually.*

*Where the fire services respond to an emergency call to find there is no emergency requiring their attendance.

Why do fire services charge?

In part, the fire services charge for attendance at unwanted false alarms to encourage building owners or occupiers to be continually proactive in the management of their fire alarm systems.

We need to reduce the number of unwanted or false alarms the fire service attend.

HELP

ACT	www.esa.act.gov.au/actfr
SACFS	www.cfs.sa.gov.au
SAMFS	www.mfs.sa.gov.au
NT	www.pfes.nt.gov.au
NSW	www.fire.nsw.gov.au
QLD	www.qfes.qld.gov.au
TAS	www.fire.tas.gov.au
WA	www.dfes.wa.gov.au
CFA	www.cfa.vic.gov.au
MFB	www.mfb.vic.gov.au
AFAC	www.afac.com.au

THE COST

The cost of unwanted alarms

- Lives at risk due to a 'culture of complacency' created by unwanted false alarms
- Business downtime due to evacuations
- Firefighting resources are unavailable for genuine emergencies
- Increased risk of accident and injury to firefighters and the public when attending unwanted and unnecessary call-out under lights and sirens
- Inefficient alarms can result in additional maintenance costs



Australia and New Zealand working together to reduce unwanted false alarms.



**SACFS Level 7 60 Waymouth Street
(GPO Box 2468) Adelaide SA 5000
Telephone: (08) 8463 4200**

**AFAC Unwanted False Alarm Network
1st Edition | March 2014**



UNWANTED FALSE ALARMS

guide for building owners & managers



MANAGE YOUR SITE

MAIN CAUSES

- poor ventilation
- burnt toast
- cooking fumes
- steam
- aerosol sprays
- cigarettes & candles
- tradespeople
- cleaners
- dirty smoke detectors
- damage to 'break glass alarms' (BGAs) or manual call points (MCPs)
- dust
- poorly maintained systems
- insufficient maintenance frequency in aggressive environments
- insect infestation

Ensure your fire alarm system is tested and maintained to the relevant Standards by a professional fire alarm technician.

Maintain a detailed log of all unwanted false alarms. This can expose causal factors, such as occupant or system behavioural patterns and faulty components for example.

Implement and enforce an on-site works' management plan that will prevent activations by tradespeople using welders, blowers, and the like.








Protect and isolate detectors when undertaking works which generate dust, smoke, steam or when using spray paint and other like materials.

REVIEW BUILDING DESIGN

Ensure the building components provide adequate ventilation, especially in kitchens, bathrooms and laundry areas.

When designing or renovating ensure detectors are suitable for the occupancy.

EDUCATE YOUR OCCUPANTS

-  DO NOT walk away from a toaster that has been reset to darken toast
-  DO NOT leave cooking unattended
-  DO NOT smoke near smoke detectors
-  DO NOT direct aerosol spray at smoke detectors
-  Educate your staff and visitors to understand your building is protected by an automatic fire alarm system
-  Manage work activities that produce dust, heat, smoke etc. to ensure a detector is not activated
-  Ventilate steam and fumes away from smoke detectors particularly from bathrooms and kitchens